



The Big Draw 2025: Drawn Together

How To: Draw a Leaf



Draw an oak leaf and join in with The Big Draw!

LEAF
NUMBER
THREE


1. Draw yourself but without looking at the paper.



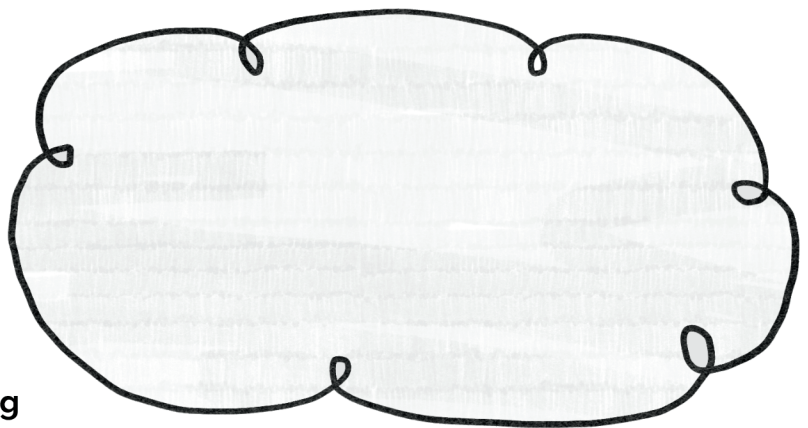
2. Draw an oak tree without taking your pencil/pen off the paper.




3. Draw something small that happened to you this morning.



4. Draw one of the biggest things that ever happened to you.



5. Write down the small thing and the big thing in a few sentences.






6. Draw the outline of an oak leaf.

Draw two big eyes.

Decorate the leaf so that it is you, as a leaf.



For more information about Digital Spaces and Leaf Number Three visit:

inspireculture.org.uk/TheBigDraw

Illustrations by My Pockets



Supported using public funding by
**ARTS COUNCIL
ENGLAND**